



GA CONTEST OFFICIALS: GET STARTED ON YOUR COMPUTER

Follow these instructions to register and apply for your pass in the NFHS Center for Officials Services.

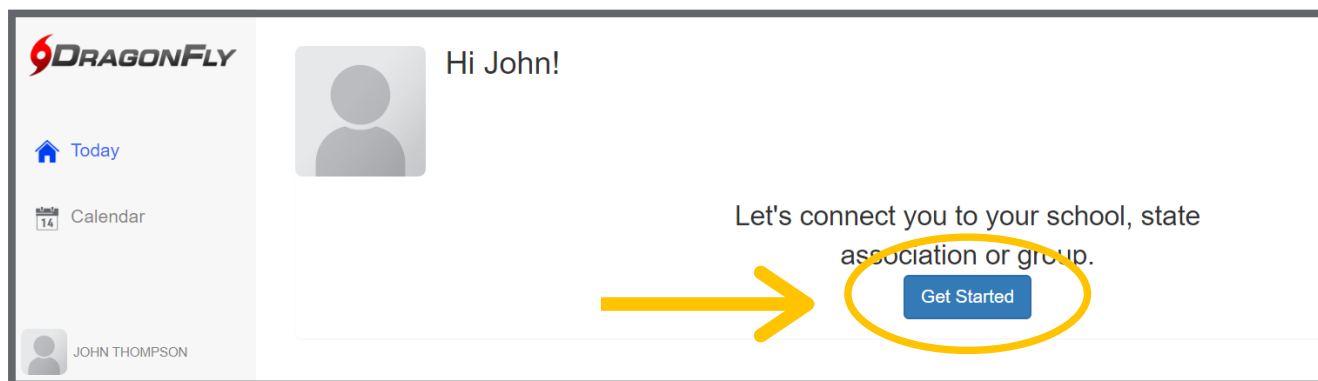
Step 1: Visit dragonflymax.com/officials and click the 'Log In' button.



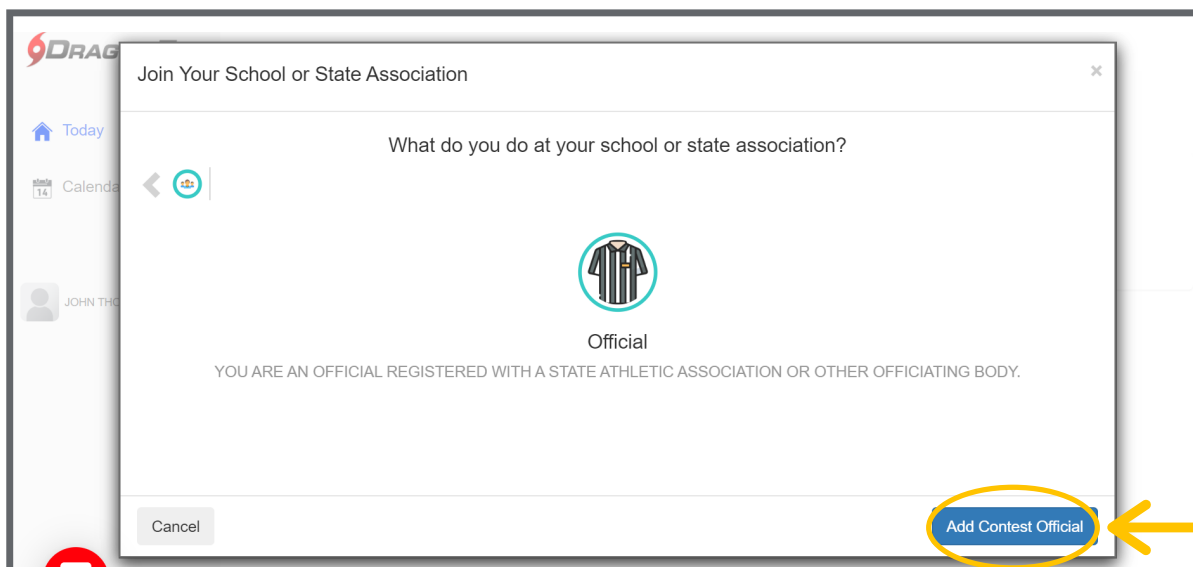
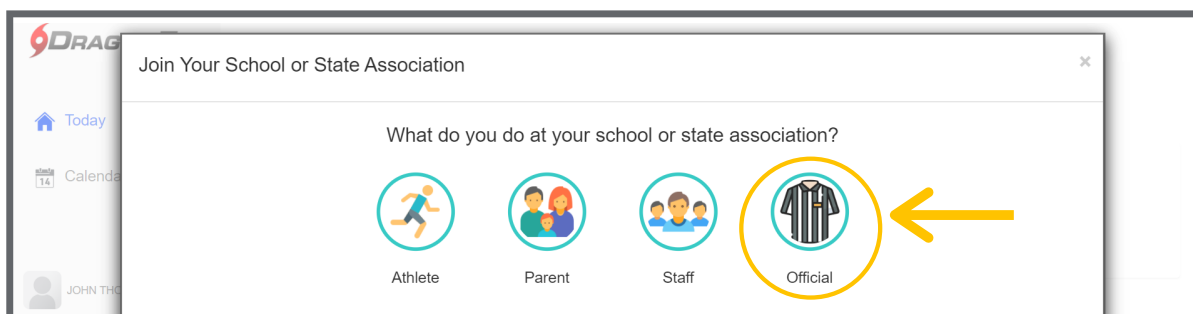
Step 2: Select 'Sign Up for Free' and then enter your first name, last name, email address and password. Click 'Submit' to create your free account. Check your email for a verification code, then enter that code on the next screen.



Step 3: After reviewing and accepting the Terms of Service, you will land on the 'Today' page where you can click the 'Get Started' button to connect to your state and local associations.



Step 4: Select 'Official' and then the 'Add Contest Official' button.





Step 5: Type 'Georgia High School Association' in the search box. Select this association from the list and click the 'Join' button.

Joining GHSA - Georgia High School Association (RXNNV2) as Contest Official

◀ Back

Search for the association where you officiate. If you have a code, type it here. [Need help?](#)

Georgia High School Association

✓ GHSA - Georgia High School Association Thomaston, GA RXNNV2

I can't find my organization

Cancel Join GHSA - Georgia High School Association

Step 6: Choose all of your sports from the list. When you have selected a sport, you will see a green checkmark and it will be added to the list at the bottom of the window. Then click the 'Add Sports' button.

Joining Arkansas Officials Association (C9CMTL) as Contest Official

◀ Back

Choose your sports and activities. Select all that apply.

Baseball ✓ Basketball Football ✓

Soccer ✓ Softball Track, Outdoor

Volleyball Wrestling

Baseball, Football, Soccer

Cancel Add 3 Sports



Step 7: You will be prompted to select your Local Associations for each of your sports. Type the names of your association in the search bar, then select them from the list and click the 'Add Group' button.

Joining GHSA - Georgia High School Association (RXNNV2) as Contest Official

◀ Back

Search for your local association or group for Football [Why?](#) [Need help?](#)

Atlanta

✓		Atlanta Area Football (Football)	Atlanta, GA 5GJC5W
✓		Atlanta Peachstate Football (Football)	GA, GA LBATPX
		Atlanta Quarterbook Football (Football)	GA, GA 6MZKRZ

Atlanta Area Football (Football) ✕ Atlanta Peachstate Football (Football) ✕

Cancel Add group for Football

Step 8: Review your info to make sure it is correct, then click 'Save'.

Joining GHSA - Georgia High School Association (RXNNV2) as Contest Official

◀ Back

REVIEW YOUR INFORMATION

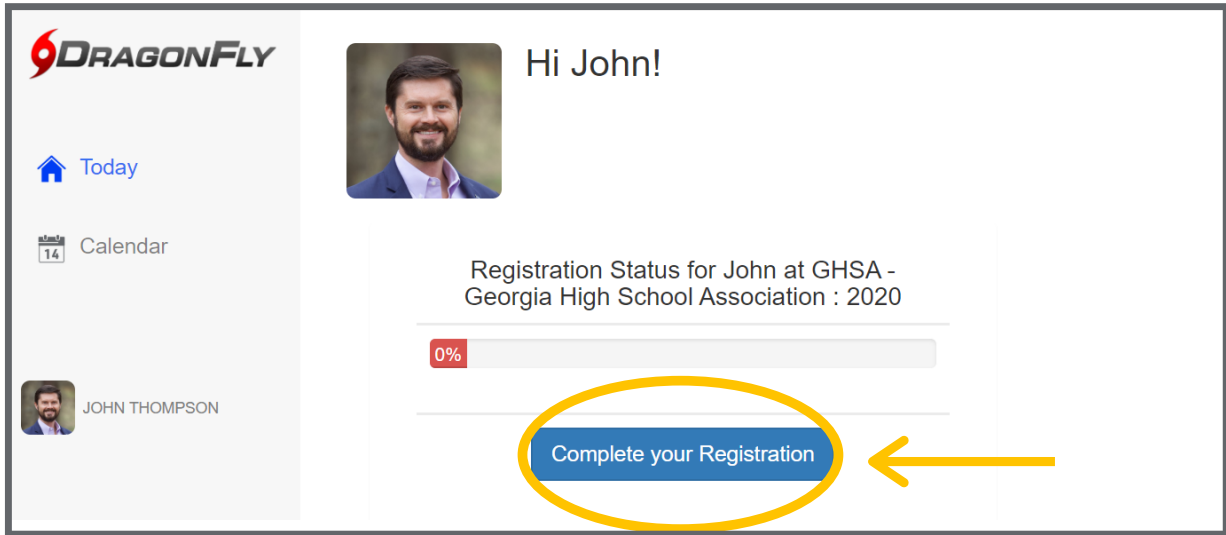
If this is correct, click "Save". If not click "Cancel".

	John Thompson
	GHSA - Georgia High School Association (RXNNV2)
	Atlanta Area Football (Football) 5GJC5W
	Atlanta Peachstate Football (Football) LBATPX
	Contest Official
	Football

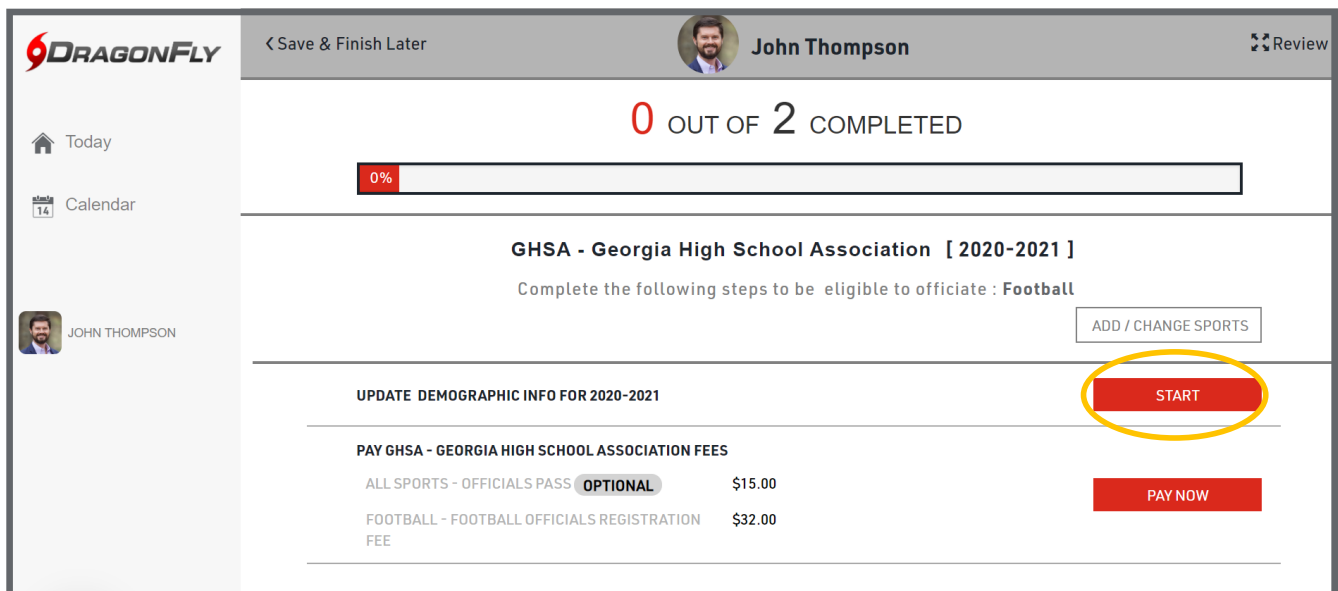
Cancel Save



Step 9: You will be redirected to your 'Today' page. Select the 'Complete your Registration' button.



Step 10: You will now see your registration checklist, which shows you a progress bar and each item you need to complete to be eligible to officiate for the school year. Select the buttons to the right of each item to start.





Step 11: Once you have completed all registration items, your progress bar will be green and show 100% complete. Select 'Today' from the left side menu to apply for your official's game pass.

The screenshot shows the DragonFly Academy interface. At the top, there's a header with the logo, a 'Save & Finish Later' link, a user profile for John Thompson, and a 'Review' button. Below the header, a progress bar indicates '2 OUT OF 2 COMPLETED' with a green bar at 100%. The main content area is titled 'GHSA - Georgia High School Association [2020-2021]' and states 'Complete the following steps to be eligible to officiate : Football'. A table lists the completion status of various steps:

Step	Status	Action
UPDATE DEMOGRAPHIC INFO FOR 2020-2021	Completed (Green checkmark)	DONE
PAY GHSA - GEORGIA HIGH SCHOOL ASSOCIATION FEES	Completed (Green checkmark)	PAID
ALL SPORTS - OFFICIALS PASS	Optional (Optional label)	PAID
FOOTBALL - FOOTBALL OFFICIALS REGISTRATION FEE	Completed (Green checkmark)	PAID

A yellow arrow points to the 'Today' option in the left sidebar menu.

Step 12: Click on the 'Request a Card' box on your Today screen





The screenshot shows the 'Today' screen for John Thompson. The left sidebar menu has 'Today' selected. The main content area greets 'Hi John!' and shows the 'Registration Status for John at GHSA - Georgia High School Association : 2020' as '100% Completed'. A blue button labeled 'Complete your Registration' is visible. At the bottom, a dashed box contains the text 'Request a Card', with a yellow arrow pointing to it. A red speech bubble icon is in the bottom left corner.



Step 13: Select 'Officials Pass' from the list of available passes.

< Which card would you like to apply for?
If you don't see the card you're looking for here, please check your state association's web page.


Credential Cards

	School Staff Pass Available upon accepted application.
	School System Pass Available upon accepted application.
	Officials Pass Available upon accepted application. 

Step 14: Select the 'Answer Questions' button to provide your info to the GHSA.

< Officials Pass for Clint Sanders

1. Answer a few questions.



Georgia High School Association

Officials Card Request Form



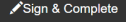
Officials who would like to receive a state pass for entrance into games may complete the application below. These passes are optional, but do require that the Officials Pass fee be paid as well.


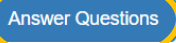

Name:

Local Association:

Email:


Phone:


  Print 



Step 15: Select the 'Upload a New Image' button to add the photo that will appear on your pass. Be sure to choose a good quality headshot with no hats or sunglasses and only the pass holder in the picture.

 Officials Pass for Clint Sanders





1. Answer a few questions. ✓

Update my Answers

2. Upload a picture for the card.


For your picture to be approved, it must be a GOOD QUALITY HEADSHOT, NO HATS, NO SUNGLASSES, and ONLY CARD HOLDER IN THE PICTURE.





Upload a New Image

Step 16: The next section provides details about the digital format of your pass, which will be available in the DragonFly app upon approval of your application by the GHSA. The GHSA will not be providing plastic passes.

3. Digital or plastic? 

Digital cards will be available on your mobile device through the free DragonFly MAX app as soon as your application is approved by your state association. You can download the app through the Apple App Store (iOS devices) or Google Play (Android devices).

Digital

4. Submit request

Digital Option

Official's Pass

Get my Card



Step 17: Select the 'Get My Card' button to submit your pass application. You will receive a confirmation message and email from DragonFly.

4. Submit request

Digital Option
Official's Pass

Get my Card



Score!

You're one step closer to getting into the game.

Your card request has been submitted to your association for review. You will receive a notification via email when your request has been approved.

In the meantime, download the DragonFly MAX app for simplified sports management at your fingertips.

Ok

Step 18: Once your registration checklist is green and you have applied for your officials game pass, your registration is complete.

Visit the App Store (Apple) or Google Play (Android) on your phone to download the DragonFly Max app and sign in with the email address and password you used to create your account. The app is where you will access your officials pass and see game assignments.